



To a beautiful sleep, to optimum grace

Sleeping sensation of optimum quality

An unprecedented optimum sensation for optimum sleep.
Bringing beauty and health for body and mind.

Providing relaxation as if suspended in water and freed from gravitational stress, a thoroughly smooth texture, consistent adjustment to maintain the best temperature and humidity, our designs offer the optimum comfort for both body and mind. Established in 1841, the fiber trading company, Toyoshima & Co., Ltd. has continually pursued the best in comfort, motion transfer, temperature, humidity and all environmental factors during sleep.

The culmination of intensive R&D is Bisui, the new mattress brand.
We bring you an unprecedented high-quality and optimum sleeping experience.



For your ideal style and fine quality

Sheets achieving the maximum "tactility" and "functionality" developed through careful selection of natural materials and processing methods, combined with Japanese technology which continually creates the highest quality. Choose your favorite high-quality texture from our selection.

All sheets use open fasteners. Designed to separate the top and bottom of the cover, this allows easy placement and removal of mattresses. Also, just the top portion can be removed separately for washing.

Open fasteners: Zip fastener device to bind and open fabrics. Used in such garments as hooded jackets.

Super Deluxe Extra-long Staple Cotton

Only special cotton fabric is used for the sheets, which are made using extremely long-staple length cotton fibers carefully woven to a high density with ultra-fine needles. The delicate fabric goes through a nap-raising process to realize a thoroughly smooth and soft texture, gentle to the touch. Sure to captivate after the first experience, enjoy this premium sensation.

Ultra tactile

Super Soft Cotton Carmen

The voluminous quality and soft texture was made possible by expanding the fiber structure of the thread itself. This allows a larger intake of air between the fibers to produce excellent quick-dry property, warmth-retention and absorbency. Furthermore, while having an excellent stretch capacity, the fabric retains shape and does not shrink or lose elasticity.

Ultra-light

Absorbent/quick-drying

Warmth-retaining

Super Smooth Cotton Air


Using finely woven mesh material with additional air-permeability properties, Super Smooth Cotton Air sheets breathe well and free humidity and heat to always maintain a comfortable feel.

The antibacterial and deodorization finish provides a clean, refreshing sensation from morning until night, all year round.

Antibacterial

Deodorization

Air-permeability



Soft touch

Firm support

A new 3-layer mattress

A Optimum comfort Soft ultra-tactility

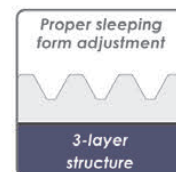
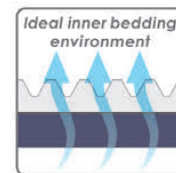
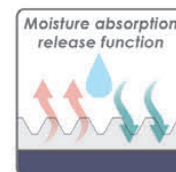
A moisture absorption release wave-form urethane foam is used, the surface treated with antibacterial and special 3D processing. Conforming to the entire body surface, bodyweight is dispersed overall. The user receives feedback as a soft sensation. Also, surface tautness and discomfort of protrusions are greatly reduced compared to general wave-forms. The functionality of moisture absorption release-type urethane foam exceeds conventional air-permeating materials, maintaining the ideal temperature and humidity within the bedding environment. Combined with specially designed sheets, we particularly focused on creating a gentle feel to the skin through a synergistic effect.

B Conforming to motion transfer Adjusting to proper sleeping form

The middle layer is a specialized sheet which allows equal weight dispersion throughout the top and bottom urethane foam layers, flexibly conforming to any movements during sleep. Reducing bottom response, care and attention is paid to relieve fatigue and discomfort during sleep.

C Firm support in preventing sinking Adaptable to various foundations

The bottom layer gives comfortable resilience and prevents sinking from bodyweight with the use of urethane foam, which also reduces rebound interference of the bottom surface. With a versatile adaptability to match any surface, such as tatami mats, flooring or on top of other mattresses, we have strived to provide an ideal slumber unaffected by surface environments.






High-quality sleeping comfort of Bisui, realized by proven mattress technologies in the medical and healthcare fields

Bisui mattress [Ideal sleeping form]

The use of ultra-tactile materials and the specially processed 3-layered structure has created this mattress with both body pressure dispersion and high-grade support properties.

In order to provide the ideal sleeping environment, we focused on a comfortable snugness when lying face up, while also pursuing stability and ease of movement when turning over.




Soft mattress

Easily affected by the bottom surface beneath the mattress, sleeping forms deteriorate. For instance, when laid on a tatami mat, the hard surface increases bottom response and protrusions are more clearly felt when turning over. This may cause wakefulness, only enabling a light sleep. On the other hand, if the mattress bottom is too soft, the hip area sinks too deeply which burdens the waist, making movement difficult and thus, the quality of sleep deteriorates.



Firm mattress

Although comparatively unaffected by spring mattresses or flooring, point contact to body protrusions (elbow/buttocks/heels) during sleep causes discomfort or pain over a period of time, which deteriorates the quality of sleep.



Specifications / Prices

Single mattress (w/inner cover)	Materials	Size / Weight	Prices	
	Mattress: urethane / polyester Inner cover: polyester	W:970mm × L:1950mm × D:70mm / 6.8kg	¥ 39,800 (sales tax NOT included)	
Specially designed sheets			※Optional	
	 Super Deluxe Extra-long Staple Cotton	 Super Soft Cotton Carmen	 Super Smooth Cotton Air	 NISHIJIN Silk Fabrics (Produced on order item)
Materials	100% natural extra-long staple cotton	60% natural cotton 20% nylon 20% polyester	Air-permeability processed 100% natural cotton	100% Silk
Size	W:970mm × L:1950mm	W:970mm × L:1950mm	W:970mm × L:1950mm	W:970mm × L:1950mm
Prices	¥ 20,000 (sales tax NOT included)	¥ 14,000 (sales tax NOT included)	¥ 10,000 (sales tax NOT included)	¥ 200,000 (sales tax NOT included)

Made in Japan

Toyoshima & Co., Ltd.

Nagoya Head Office 2-15-15 Nishiki Naka-ku Nagoya City, Aichi Prefecture Postal code 460-8671 TEL : (+81)52-204-7646

- As listed products are printed photographic images, they may slightly actual product.
- Information contained in this catalogue is from June, 2015.
- Specifications and prices may change without prior notice.

www.bisui.jp
info@bisui.jp



For further information, please visit our site.